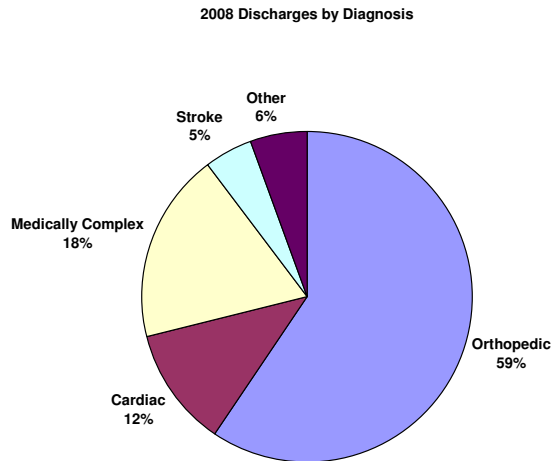
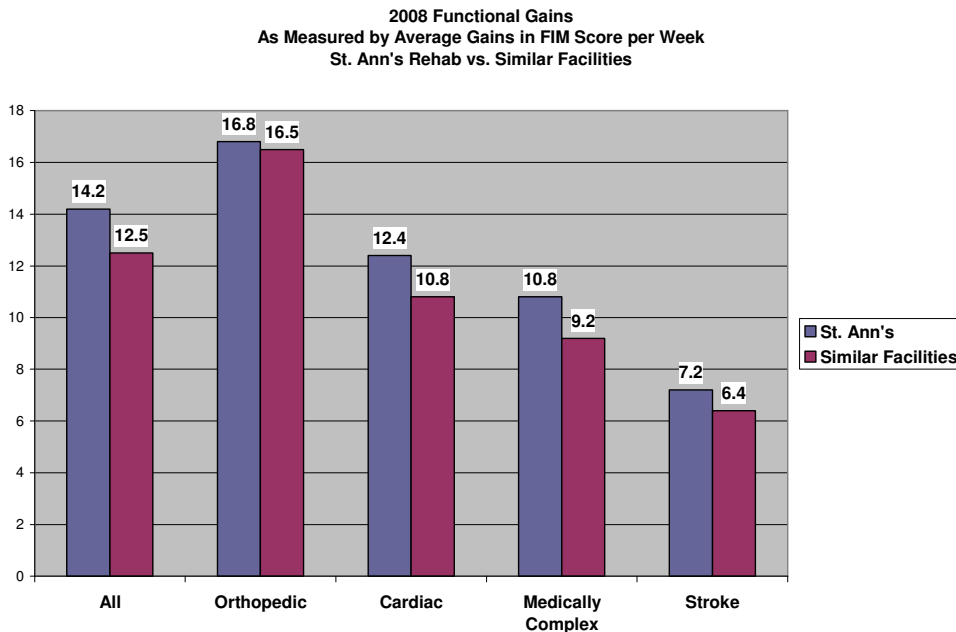


Transitional Care Program 2008 Quality of Care Outcomes

Ongoing analysis of our performance outcomes is an integral part of our efforts to meet and exceed the highest possible standards for quality of care and service in Transitional Care. The following is a selection of our Annual Outcomes for 2008.



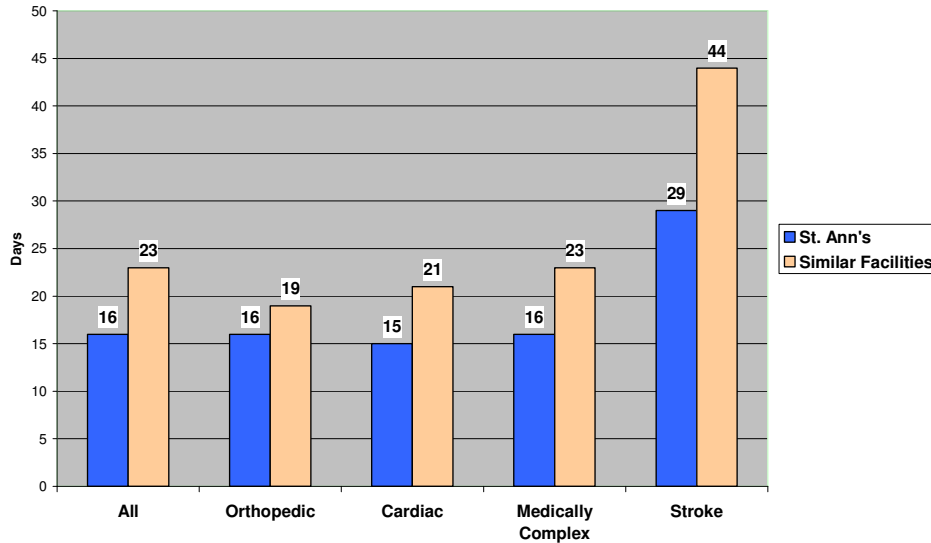
In 2008, St. Ann's Community provided rehabilitation care to patients with a variety of diagnoses, as represented by this graph.



The Functional Independence Measure (FIM) score is a measure of independence that takes into account how much assistance the person requires in 18 different functional areas, including physical and cognitive domains. The higher the number in the graph above, the more improvement was shown during each week of the person's Rehab stay. The goal of rehabilitation is to regain as much independence in the activities of daily living as possible, as quickly as possible. This graph shows that our patients make improvement more quickly, on average, than do those from similar facilities!

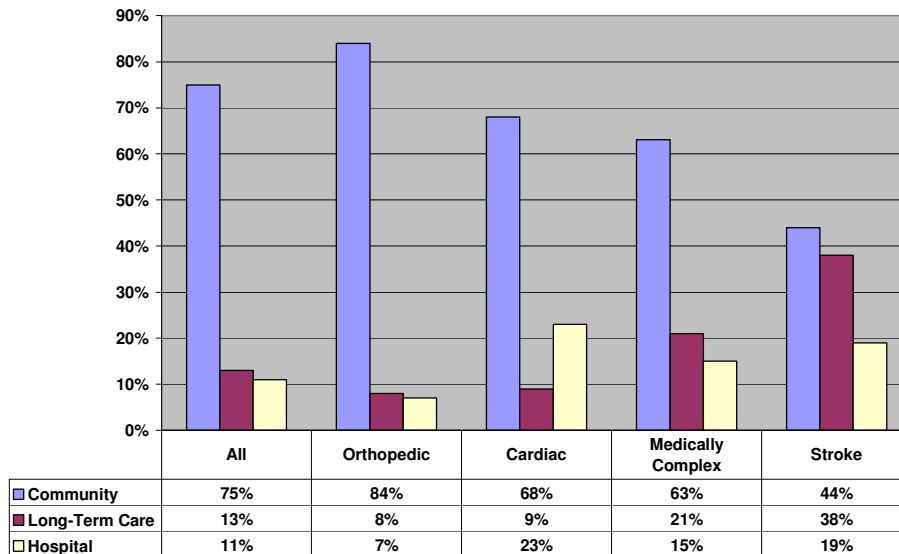
Transitional Care Program 2008 Quality of Care Outcomes

Average Length of Stay in Days - 2008



Many patients ask, “How long will I stay in Rehab?” This graph answers that question and shows the average number of days patients stay at St. Ann’s, compared to similar facilities, broken down by diagnosis.

2008 Discharge Locations



The goal of rehabilitation is to return home, and most of our patients do! This graph shows the percentage of patients who return to the community, broken down by diagnosis. You can see that some diagnoses have a lower rate of return to the community than others. These patients are typically frailer and/or more medically complex than the others, requiring a higher level of care after rehabilitation. Although there can be no guarantees, it is nice to see that the majority of our patients do return to the community!